

FAIRFIELD POLICE

Monthly Report – February 2019



Chief Christopher Lyddy

Fairfield Police Department

www.fpdct.com

This page intentionally left blank.

Section 1: Bureau / Division Reports

Section 2: Statistical Activity Summary

Overall Activity

Calls for Service - Total

Alarm Response Summary

Calls for Service – Detailed

Motor Vehicle Activity

Motor Vehicle Accidents

Motor Vehicle Enforcement - Action

Motor Vehicle Enforcement - Violation Type

Parking Ticket Summary

Criminal Activity

Criminal Incidents by Patrol

Criminal Activity by Month

Criminal Arrests by Month

Section 1: Bureau / Division Reports

Noteworthy Police Work

Sergeant Gunter recognized Officer MacNamara after he conducted a routine traffic stop and located narcotics and a handgun in the vehicle. The operator was a convicted felon and was charged with weapons and narcotic violations in addition to the motor vehicle violation.

Sergeant Gunter recognized Officer Young for his actions during an emergency medical call. Officer Young responded to a report of a person choking and upon arrival found the victim unresponsive and without a pulse. He began CPR and continued until the arrival of EMS. The ambulance crew was able to obtain an airway and transport the patient to the hospital.

Sergeant Irizarry recognized Officer Young after he responded to a report of a juvenile choking. On arrival, Officer Young found a 1½ year old not breathing and unresponsive. Officer Young performed the proper obstructed airway treatment and the child began breathing.

Sergeant Gunter recognized Officer Colwell for his arrest of a subject for narcotic violations. Officer Colwell observed a vehicle commit a motor vehicle violation and when he attempted to stop the vehicle, it initially did not stop. Officer Colwell observed the subject reaching behind his seat and appeared to be concealing items. The vehicle finally stopped and Officer Wells and K9 Jagger arrived on scene and K9 Jagger alerted to the presence of narcotics in the vehicle. A search revealed 25 grams of suspected cocaine.

Sergeant Gunter recognized Officer Renaldi for his actions during the response to a shooting call. Officer Renaldi was the first to arrive on scene. He heard a struggle inside the home and saw a victim on the ground and two males fighting on top of a rifle. Officer Renaldi forced entry into the home, separated the males and handcuffed the suspect. His actions prevented further violence and potential injuries and were performed at great risk to himself.

Sergeant Kline recognized Officer Procaccini for his apprehension of a suspect wanted on several warrants and was in possession of marijuana. Officer Procaccini was conducting proactive motor vehicle enforcement when he attempted to stop a car bearing license plates that did not match the vehicle. The vehicle engaged the officer in a pursuit and was stopped in the Mill Plain Road commuter lot where the operator was taken into custody.

Special Services Bureau

Traffic Safety Unit

Traffic Stops: **374**
Infractions: **240**
Misdemeanor Summons: **20**
Accidents Investigated: **23**
Child Seats Installed: **9**
DUI Arrests: **2**
Drug Recognition Evaluations: **1**

Traffic Crash Investigations

Total Accidents Investigated: **80**
Total Accidents with Injuries: **6**
Search Warrants: **1**
Arrest Warrants: **3**
Misdemeanor Summons Issued: **3**
Infractions Issued: **19**

Traffic Enforcement Targeted Areas

Villa Ave/Greenfield St
Redding Rd/Catamount Rd
Godfrey Rd/ Morehouse Hwy
Unquowa Rd/ Barlow Rd
Longfellow Rd/ Castle Ave

Other Activities

Car seat clinic on February 2nd
Walk While Black, Golden Hill Methodist
Polar Bear Plunge Jennings Beach
Polar Plunge Jennings Beach
Daisy Troop Visit

Animal Control

Complaints: **70**
Wildlife related complaints: **26**
Animals tested for rabies: **1**
Wildlife testing positive for rabies: **0**
Animal bites: **2**
Enforcement:
Written warnings: **9**
Infractions: **2**
Misdemeanors: **0**

Lake Mohegan Enforcement

- Periodic patrols. No violations.

Administrative Services Bureau

Training

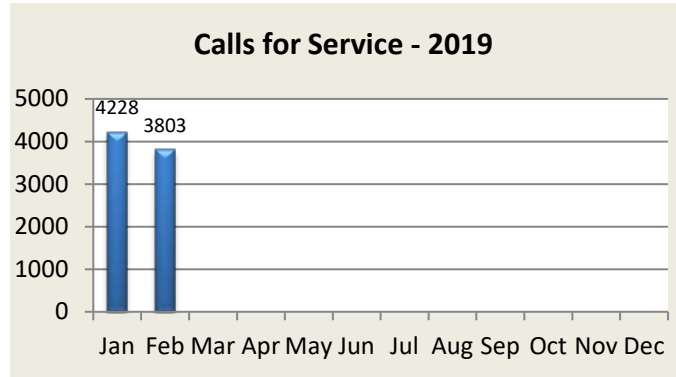
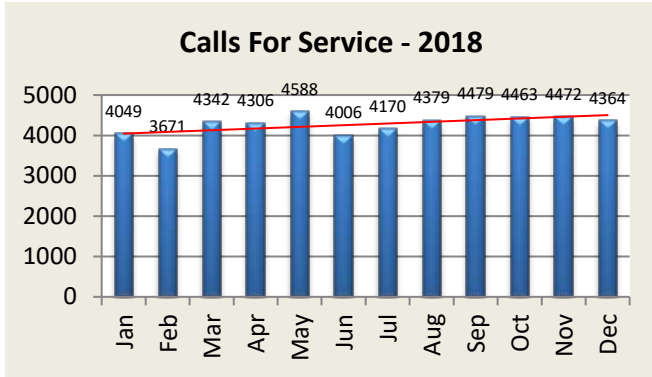
- Mindfulness and Resilience for Police Officers
- Mobile Forensic Fundamentals
- Alcohol and Drug Facilitated Sexual Assault
- Mental Health Aid for Law Enforcement
- Peer Support
- Developing Resilience and Dealing with Change
- Social Media Investigations
- SWAT Command Decision Making and Leadership
- Understanding Sexual Deviant Behavior
- Violence Against Women

Section 3: Statistical Activity Summary

TOTAL CALLS FOR SERVICE

Calls for Service	Jan	Feb	Mar	Apr	May	Jun	Jul	Aug	Sep	Oct	Nov	Dec	YTD
2018	4049	3671	4342	4306	4588	4006	4170	4379	4479	4463	4472	4364	51,289
2019	4228	3803											8,031

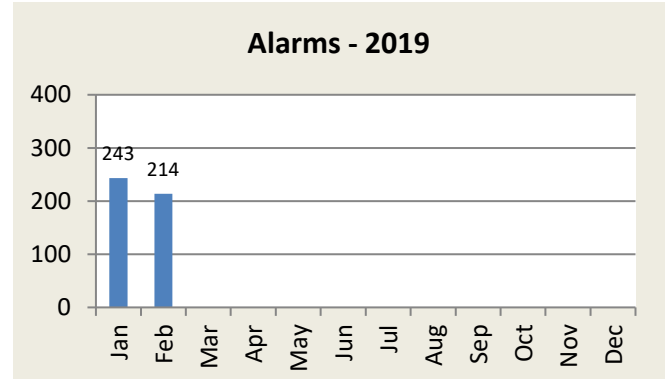
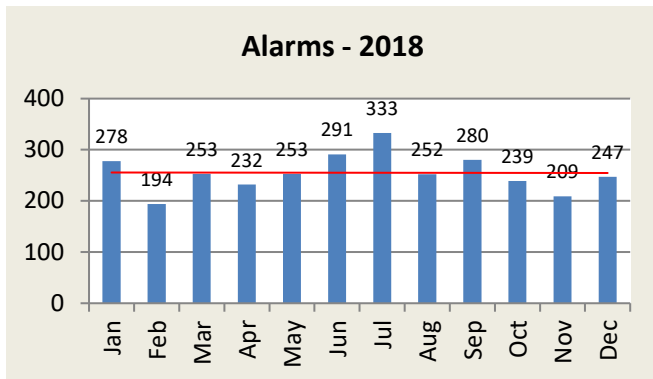
Note: Includes miscellaneous calls that may not be listed under the call analysis section



ALARM RESPONSE SUMMARY

Total Alarms	Jan	Feb	Mar	Apr	May	Jun	Jul	Aug	Sep	Oct	Nov	Dec	YTD
2018	278	194	253	232	253	291	333	252	280	239	209	247	3,061
2019	243	214											457

False Alarms	Jan	Feb	Mar	Apr	May	Jun	Jul	Aug	Sep	Oct	Nov	Dec	YTD
2018	274	191	251	232	253	291	325	251	277	237	209	247	3,038
2019	243	211											454

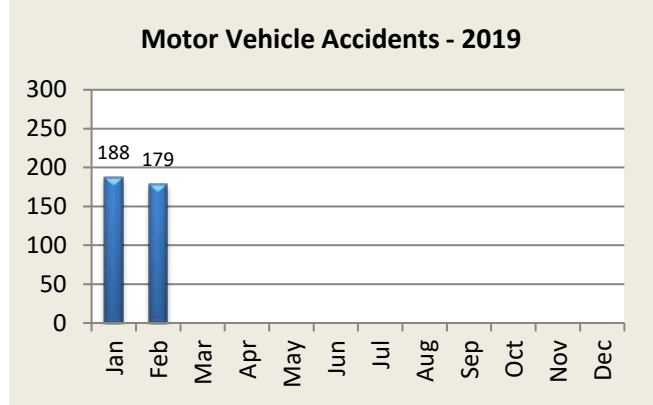
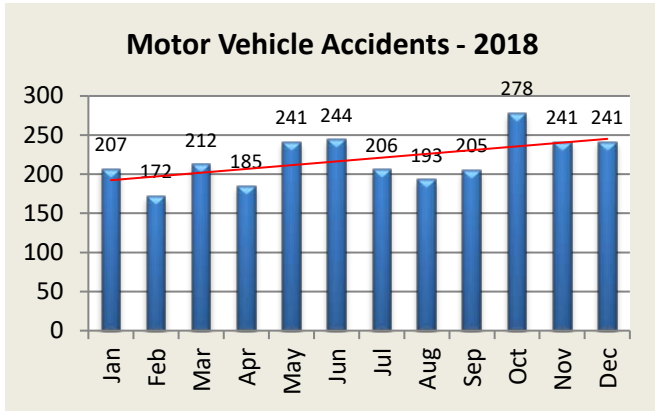


Calls For Service - Detailed Summary

Calls for Service - Type	Jan	Feb	Mar	Apr	May	Jun	Jul	Aug	Sep	Oct	Nov	Dec	YTD
911 Hang Up	6	8											14
Abandoned Vehicles	9	8											17
Alarms	243	214											457
Animal Complaints	66	73											139
Assaults	2	3											5
Assistance	184	174											358
Bank Escorts	22	15											37
Bomb Threats	0	0											0
Breach of Peace	42	35											77
Burglary	6	6											12
BusinessChecks	1343	1192											2535
Cancelled Alarms	51	49											100
Community Events	45	42											87
Door Open	11	5											16
Drowning	0	0											0
EMS	353	356											709
Funeral Escorts	28	13											41
Harassment	13	16											29
Intoxicated Subjects	4	5											9
Investigations	166	136											302
Larceny	34	27											61
MVA	188	179											367
Medical Alarms	1	2											3
Psychiatric calls	10	3											13
Missing Persons	1	3											4
Narcotic Violations	4	6											10
Noise Complaints	17	11											28
Parking Complaints	34	23											57
Pistol Permit Apps	21	10											31
Reckless Driver	18	26											44
Recovered Property	18	8											26
Road Hazard	37	34											71
Robbery	0	0											0
Sex Violation	0	0											0
Shoplifter	16	14											30
Stolen Vehicles	3	5											8
Suicide	0	0											0
Suicide Attempts/Threats	4	4											8
SuspiciousActivity	70	65											135
Theft from MV	9	14											23
Trespasser	7	8											15
Vandalism	6	4											10

MOTOR VEHICLE ACTIVITY

MV Accidents	Jan	Feb	Mar	Apr	May	Jun	Jul	Aug	Sep	Oct	Nov	Dec	YTD
2018	207	172	212	185	241	244	206	193	205	278	241	241	2,625
2019	188	179											367



MV Enforcement	Jan	Feb	Mar	Apr	May	Jun	Jul	Aug	Sep	Oct	Nov	Dec	YTD
Warnings - 2018	235	254	213	256	260	225	359	335	291	256	287	323	3,294
Warnings - 2019	328	325											653

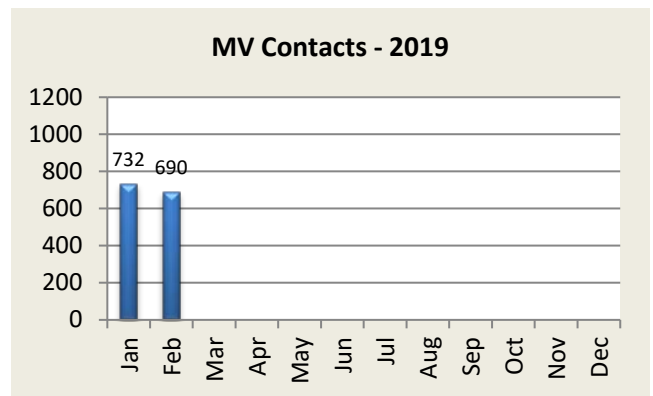
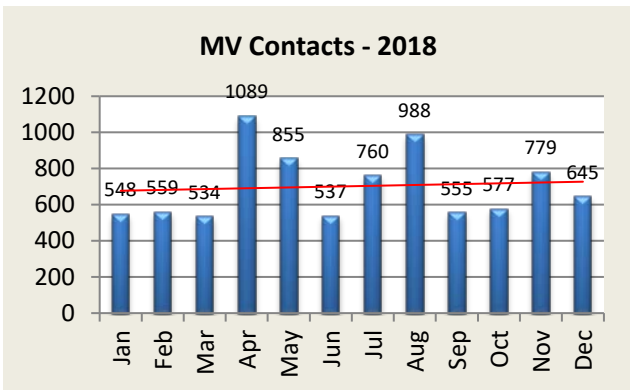
Infractions - 2018	258	230	277	749	535	262	337	587	229	270	430	256	4,420
2019	317	290											607

Misdemeanor - 2018	31	43	25	55	39	31	45	45	19	36	43	44	456
2019	65	55											120

Custodial - 2018	12	19	12	11	3	11	7	11	5	7	8	11	117
2019	13	12											25

DUI Arrests - 2018	6	7	11	13	8	5	3	14	9	10	5	9	100
2019	9	5											14

MV Contacts - 2018	548	559	534	1089	855	537	760	988	555	577	779	645	8,426
2019	732	690											1,422

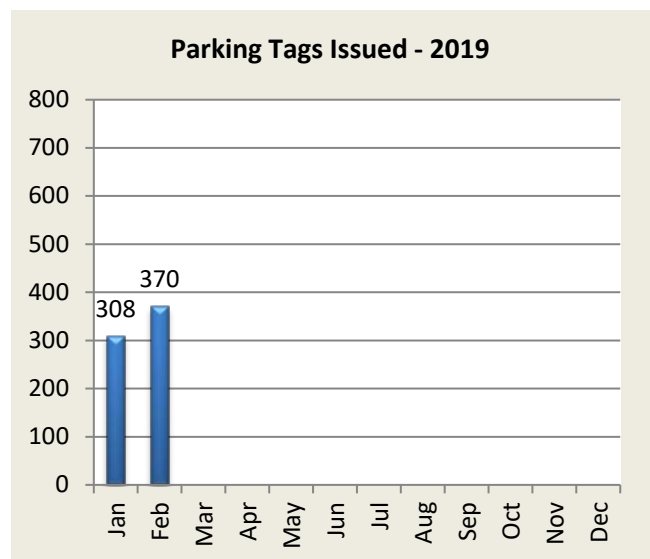
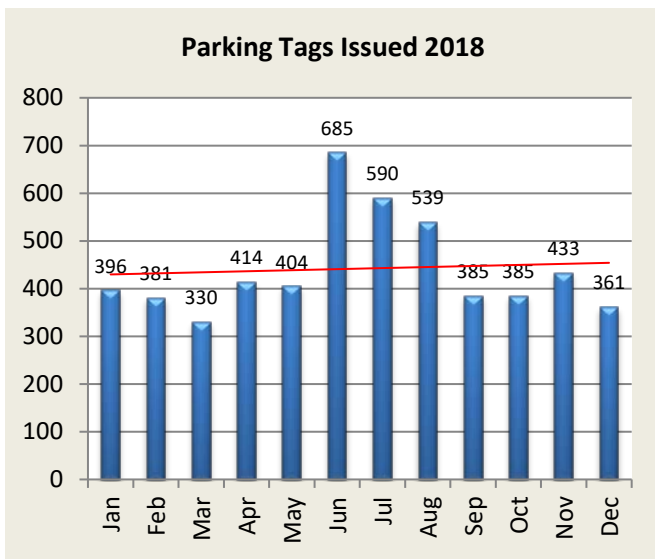


MV Enforcement: Type	Jan	Feb	Mar	Apr	May	Jun	Jul	Aug	Sep	Oct	Nov	Dec	YTD
Speeding Violations	183	152											335
Seatbelt Violations	3	9											12
Registration Violations	127	109											236
License Violations	26	38											64
Distracted Driving	9	12											21
Suspended Licence	42	43											85
Traffic Light Violation	18	14											32

The above incidents are a overview of common violations. These statistics are not the only motor vehicle enforcement actions taken. The above show top 6 violations for the month.

PARKING TICKET SUMMARY

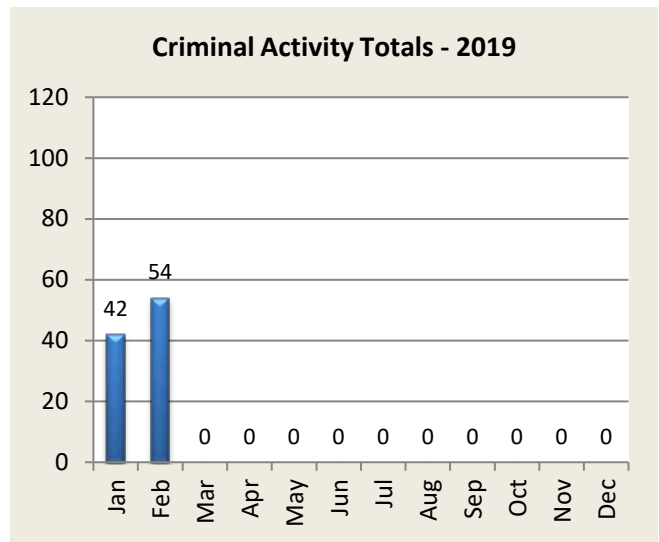
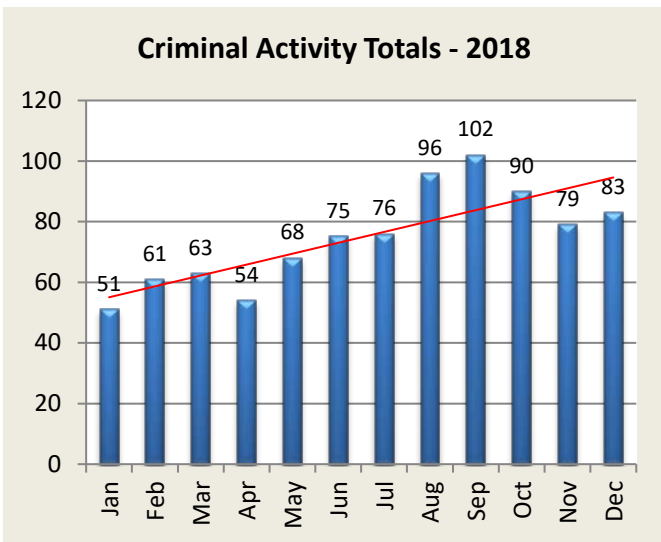
Total Issued	Jan	Feb	Mar	Apr	May	Jun	Jul	Aug	Sep	Oct	Nov	Dec	YTD
2018	396	381	330	414	404	685	590	539	385	385	433	361	5303
2019	308	370											678



CRIMINAL INCIDENTS

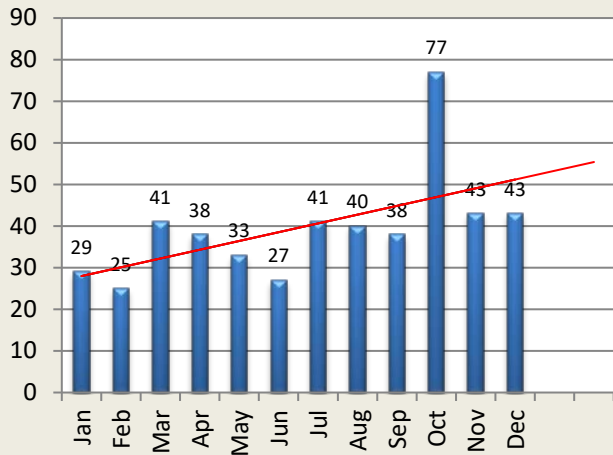
Criminal Incidents: Patrol	R2	R3	R4	R5	B2	B3	B4	B5
Larceny	5	2	7	4	4	4	6	4
Vandalism	1	0	2	0	0	0	1	0
MV Theft / Attempt	1	1	0	1	0	2	0	0
Burglary / Attempt	0	1	0	0	0	1	1	3
Assault	2	1	0	0	0	0	0	0
Robbery	0	0	0	0	0	0	0	0

Criminal Activity: Month	Jan	Feb	Mar	Apr	May	Jun	Jul	Aug	Sep	Oct	Nov	Dec	YTD
Larceny - 2018	40	31	35	34	48	55	49	56	58	59	57	51	573
2019	25	36											61
Vandalism - 2018	5	13	6	11	10	7	12	10	13	13	11	10	121
2019	6	4											10
MV Theft / Attempt - 2018	4	3	5	3	4	5	5	8	10	7	3	2	59
2019	3	5											8
Burglary / Attempt - 2018	1	11	10	3	6	2	6	19	15	3	4	16	96
2019	8	6											14
Assault - 2018	0	1	4	1	0	3	4	3	6	8	2	3	35
2019	0	3											3
Robbery - 2018	1	2	3	2	0	3	0	0	0	0	2	1	14
2019	0	0											-
Totals - 2018	51	61	63	54	68	75	76	96	102	90	79	83	898
2019	42	54	0	0	0	0	0	0	0	0	0	0	96



Criminal Arrests by Month	Jan	Feb	Mar	Apr	May	Jun	Jul	Aug	Sep	Oct	Nov	Dec	YTD
Larceny - 2018	22	16	29	27	22	22	18	24	25	37	25	23	290
2019	26	7											33
Vandalism - 2018	2	2	2	1	2	0	1	3	0	0	3	2	18
2019	3	1											4
MV Theft / Attempt - 2018	1	1	1	2	1	1	3	4	3	18	5	1	41
2019	0	1											1
Burglary / Attempt - 2018	1	1	5	6	2	0	9	5	5	15	8	5	62
2019	6	9											15
Assault - 2018	3	5	3	0	5	4	10	4	5	7	1	11	58
2019	3	2											5
Robbery - 2018	0	0	1	2	1	0	0	0	0	0	1	1	6
2019	0	0											-
Total - 2018	29	25	41	38	33	27	41	40	38	77	43	43	475
2019	38	20	0	0	0	0	0	0	0	0	0	0	58

Total Criminal Arrests - 2018



Total Criminal Arrests - 2019

